



Magnifying arm available separately

Slimline - S LED Floor Lamp

D/E35116

This powerful LED Floor Lamp is ideal for all types of needlework, sewing and quilting. It provides a long arm reach of 55cm (22") and an even, wide coverage of light, which is ideal for large work surfaces or projects.




Ergonomic design

High-quality brushed steel finish and slim design will fit in with your interior design of your office, shop, salon or studio.



Contemporary design and powerful LEDs

Its modern arm contains 52 LEDs reducing eye strain and glare for healthy vision and allows true colour matching.





Adjustable height and rotating head

Giving effortless movement and long reach with accurate positioning.

Slimline - S LED Floor Lamp

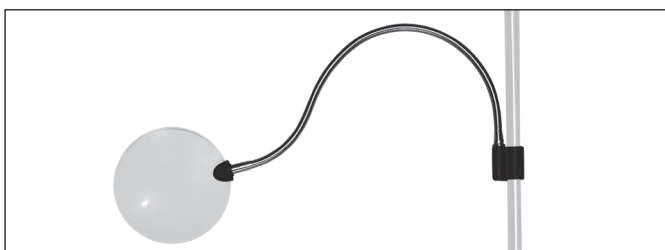
D/E35116



Key Features

- High-quality brushed steel finish, slimline design
- Double flexible arm with 55cm (22") reach
- Lamp brightness 1,200 Lux at 30cm (12")
- Maximum height: 122cm (48")
- Bright daylight™ LEDs for perfect colour matching

Compatible Accessories



Magnifying Arm
D91707

Product Information		Light Output	
Width	58cm (22.8")	Light Source	LED
Height	122cm (48")	Lumens	340lm
Depth	25cm (9.8")	Lux	1,200 Lux at 30cm (12")
Weight	4.3kg (9.4lb)	Colour Temperature	5,500-6,500°K
Colour	Brushed Steel	Power Consumption	4W
Reach	55cm (21.7")	Packaging Information	
Cable Length	2.4m (94.5")	Width	79.5cm (31.3")
Lens Size	n/a	Height	32.5cm (12.8")
Magnification	n/a	Depth	7.5cm (3")
Extra Magnification <small>available separately</small>	n/a	Products per Master Carton	2
Lens Material	n/a	Packed Weight	5.2kg (11.4lb)